

Unaudited Financial Statements

For the third quarter ended on September 30, 2017




**People's Leasing and Financial Services Limited
(PLFS).**

City Centre (Level # 17), 90/1, Motijheel C/A , Dhaka-1000

People's Leasing and Financial Services Ltd.
Balance Sheet (Un-audited)
As on 30 September, 2017

	Amount in Taka	
	30-Sept-2017	31-Dec-2016
PROPERTY & ASSETS		
Cash & Cash Equivalents		
In Hand (including foreign currencies)	129,570	105,575
Balance with Bangladesh Bank and its Agent Banks (including foreign currencies)	38,215,324	19,533,463
	38,344,894	19,639,038
Balance with other Banks and Financial Institutions		
Inside Bangladesh	1,047,418,647	377,316,339
Outside Bangladesh	-	-
	1,047,418,647	377,316,339
Money at Call and Short Notice		
	-	-
Investments		
Government	-	-
Others	1,088,964,075	1,346,411,633
	1,088,964,075	1,346,411,633
Loans & Advances		
Lease Receivables	1,188,892,856	1,324,325,799
Advance for Lease Finance	700,074	434,201
Direct/ Term Finance	8,229,469,020	8,688,864,172
Secured Overdraft	-	-
Bills Discounted and Purchased	-	-
	9,419,061,950	10,013,624,172
Property, Plant & Equipment		
	63,812,181	64,474,588
Intangible Asset		
	-	-
Other Assets		
	18,922,532,502	17,381,622,695
Non-Banking Assets		
	43,762,446	47,310,752
Total Assets	30,623,896,695	29,250,399,217
LIABILITIES & CAPITAL		
Borrowings from Other Banks, Financial Institutions & Agents		
	5,964,201,756	6,267,009,076
Deposits & Other Accounts		
Current deposits & Other Accounts, etc	-	-
Bills Payable	-	-
Savings Bank Deposits	-	-
Term Deposits	17,760,795,932	15,925,003,965
Bearer Certificate of Deposits	-	-
Other Deposits	82,509,739	84,182,060
	17,843,305,671	16,009,186,025
Other Liabilities		
	3,531,064,840	3,764,981,660
Total Liabilities	27,338,572,267	26,041,176,761
Capital/ Shareholders' Equity		
Paid-up Capital	2,854,405,970	2,854,405,970
Statutory Reserve	645,578,147	645,578,147
General Reserve	-	-
Other Reserve	-	-
Share Premium	1,018,605,234	1,018,605,234
Stock Dividend	-	-
Retained Earnings	(1,233,264,923)	(1,309,366,895)
Total Shareholders' Equity	3,285,324,428	3,209,222,456
Total Liabilities & Shareholders' Equity	30,623,896,695	29,250,399,217



People's Leasing and Financial Services Ltd.
Balance Sheet (Un-audited)
 As on 30 September, 2017

OFF-BALANCE SHEET ITEMS

Amount in Taka	
30-Sept-2017	31-Dec-2016

Contingent liabilities

Letters of guarantee
 Letters of credit
 Irrevocable letter of credit
 Bills for collection
 Other contingent liabilities

175,000,000	-
150,000,000	-
-	-
-	-
-	-
325,000,000	-

Others commitments:

Money at call and short notice
 Forward assets purchased and forward deposits placed
 Undrawn note issuance and revolving underwriting facilities
 Undrawn formal standby facilities, credit lines and other commitments

-	-
-	-
-	-
-	-

Total off-balance sheet items including contingent liabilities

325,000,000	-
--------------------	----------

Net Asset Value per share

11.51

11.24




 Chairman


 Vice Chairman


 Director


 Managing Director & CEO


 CFO


 Company secretary

Sunday, October 29, 2017

People's Leasing and Financial Services Ltd.
Profit & Loss Account (Un-audited)
For the third quarter ended on 30 September, 2017

	Amount in Taka			
	01 January, 17 To 30 Sept, 17	01 January, 16 To 30 Sept, 16	01 July, 17 To 30 Sept, 17	01 July, 16 To 30 Sept, 16
OPERATING INCOME				
Interest income	675,446,231	751,853,115	304,606,102	306,566,882
Interest paid on deposits, borrowings etc.	(587,258,284)	(1,410,814,424)	(238,300,295)	(551,406,039)
Net interest income	88,187,947	(658,961,309)	66,305,807	(244,839,157)
Income from investment	126,985,664	27,474,779	24,932,943	18,229,673
Commission, exchange and brokerage	875,000	-	437,500	-
Other operating income	45,228,779	63,307,175	16,098,741	(2,407,813)
Total operating income	261,277,390	(568,179,355)	107,774,991	(229,017,297)
OPERATING EXPENSES				
Salaries & allowances	89,604,192	56,713,337	33,463,811	23,078,940
Rent, taxes, insurance, electricity etc.	15,608,381	10,395,683	5,562,103	4,137,391
Legal expenses	17,845	771,420	150	3,320
Postage, stamp, telecommunications etc.	1,633,515	939,482	524,477	290,046
Stationery, printing, advertisement etc.	6,141,897	1,993,970	1,950,160	877,524
Managing director's salary and fees	3,624,991	3,484,100	1,129,867	1,534,100
Directors' fees	750,505	840,650	290,505	303,600
Audit fee	345,000	-	-	-
Loans & advances written-off expenses	-	-	-	-
Repair, depreciation and amortization of company's	10,937,120	10,629,169	3,697,619	6,616,600
Other expenses	62,505,194	30,724,002	25,154,311	6,354,015
Total operating expenses	191,168,640	116,491,813	71,773,004	43,195,536
Profit before provision	70,108,751	(684,671,168)	36,001,987	(272,212,833)
Provision for loans & advances				
Specific provision	-	58,300,000	-	58,300,000
General provision	-	11,000,000	-	11,000,000
Provision for diminution in value of investments	(16,773,638)	40,700,000	-	40,700,000
Other provision	-	-	-	-
Total provision	(16,773,638)	110,000,000	-	110,000,000
Profit before taxes	86,882,389	(794,671,168)	36,001,987	(382,212,833)
Provision for tax				
Current tax	10,780,416	-	10,780,416	-
Deferred tax	-	-	-	-
Total provision	10,780,416	-	10,780,416	-
Net Profit after tax	76,101,972	(794,671,168)	25,221,571	(382,212,833)
Earnings per share (EPS)	0.27	(2.78)	0.09	(1.34)




Chairman


Vice Chairman


Director


Managing Director & CEO


CFO


Company secretary

Sunday, October 29, 2017

People's Leasing and Financial Services Ltd.


Cash Flow Statement (Un-audited)

For the third quarter ended 30 September, 2017

and:

	Amount in Taka	
	30-Sep-2017	30-Sep-2016
A CASH FLOW FROM OPERATING ACTIVITIES:		
Interest receipts in cash	684,975,638	768,459,365
Interest payments in cash	(756,625,612)	(1,425,263,686)
Dividend receipts in cash	19,181,501	18,229,673
Cash payments to employees	(94,241,365)	(32,544,808)
Cash payments to suppliers	(73,681,921)	(1,993,970)
Income taxes paid	146,867,001	(154,440,550)
Receipts from other operating activities	153,907,942	72,552,281
Payments for other operating activities	(22,946,180)	(44,898,397)
Cash generated from operating activities	57,437,005	(799,900,092)
Increase/(decrease) in operating assets and liabilities		
Statutory deposits		
Loans and advances to other banks	-	-
Loans and advances to other customers	594,562,222	506,692,598
Other assets	(1,687,776,808)	1,712,506
Deposits & Borrowing from Banks	(117,192,680)	1,837,789,222
Deposits from customers	2,254,119,646	(3,502,313,266)
Other liabilities	(360,295,909)	(355,237,277)
	683,416,471	(1,511,356,217)
Net Cash from Operating Activities	740,853,476	(2,311,256,309)
B CASH FLOW FROM INVESTING ACTIVITIES:		
Investments In Subsidiary	-	-
Proceeds from sale of securities	-	156,110,000
Investment in securities	257,447,558	56,161,505
Purchase of property, plant and equipment	(6,685,550)	(8,532,124)
Payment against lease obligation	-	-
Net cash used in investing activities	250,762,008	203,739,381
C CASH FLOW FROM FINANCING ACTIVITIES:		
Receipts of Term Loan	869,419,135	3,823,325,290
Re-payment of Term Loan	(1,172,226,455)	(1,817,364,457)
Dividend paid	-	-
Net cash from financing activities	(302,807,320)	2,005,960,833
D Net increase/(decrease) in cash and cash equivalents (A+B+C)	688,808,164	(101,556,095)
E Effects of exchange rate changes on cash and cash equivalents	-	-
F Cash and cash equivalents at beginning of the quarter	396,955,377	669,626,091
G Cash and cash equivalents at end of the year (D+E+F)	1,085,763,541	568,069,996
Cash and cash equivalents at end of the year		
Cash in hand	129,570	217,699
Balance with Bangladesh Bank and its agents bank(s)	38,215,324	171,574,808
Balance with other banks and financial institutions	1,047,418,647	396,277,489
Money at call and short notice	-	-
	1,085,763,541	568,069,996
Net operating cash flow per share	2.60	(8.10)


Chairman


Managing Director & CEO


Vice Chairman


CFO


Director


Company secretary

